






NEW!

HSE Technology Information 2017-18

To use school computers, Wi-Fi, and software, you will need to use the following log in:

Username: Your HSE Name Key (First 5 letters of your last name followed by the first 3 letters of your first name then 3 digits (OFTEN but not always ZEROS). If your name has fewer letters, use as many up to the maximum of 5 for last name, 3 for first name.

Password: Hse##### (##### = your ID/ lunch number) Example: Hse190123 Password is case-sensitive.

	<p style="text-align: center;">Wireless Connection</p> <p>Students connect to the HSE-CORP wireless network when at school. If there is a problem, students can log onto the wifi through HSE GUEST. DO NOT fill in the form—just click on the link for HSE students and staff and you should be redirected to HSE-Corp.</p>
	<p style="text-align: center;">Skyward</p> <p><i>This software program maintains student information including: class schedule, bus information, grades, health information, attendance, fees, lunch information, email, contact information, report cards, and message center.</i></p> <p>Your student Skyward login is:</p> <p>Student Username: Your HSE Name Key (see top of page)</p> <p>Student Password: found on schedule and provided by guidance if lost. (You can change the password after initial log in.)</p> <p>**If your Skyward login has been forgotten or is not working contact Guidance**</p> <p><i>Parents receive a separate login sent via email (Family Access). Family Access allows parents to view information for all of their children in HSE Schools. There is a link to Skyward at the top of all HSE School's website pages or through the parent portal.</i></p>
	<p style="text-align: center;">Skylert</p> <p>Part of the Skyward program that notifies parents and students about school delays, cancellations, general information, upcoming events, and deadlines via email, phone, text, or all three. Parents have the option to receive Emergency or General messages, or both. We recommend both types of messages to ensure that all important information is received.</p> <p>Please verify that your contact information is up to date and correct in Skyward.</p>
 https://hse.instructure.com/	<p style="text-align: center;">Canvas</p> <p style="text-align: center;">Learning Management System (replacing Blackboard)</p> <p>Each class on your schedule, will have an electronic course in Canvas. Teachers may use Canvas to post class information, announcements, and share documents, links, and other content. Canvas may also be used for submitting assignments and maintaining an assignment calendar.</p> <p>To log in to Canvas:</p> <p>Username: Your HSE Name Key (see top of page)</p> <p>Password: Hse##### (case-sensitive/numbers are your 6-digit ID/lunch #)</p>
 login.microsoftonline.com	<p style="text-align: center;">Microsoft Office 365</p> <p>Office365 provides students will mobile and full downloaded versions the Microsoft suite of programs, as well as email and cloud based storage in OneDrive. Go to https://login.microsoftonline.com in a browser on any internet connected device.</p> <p>Username: YourHSENameKey@hsestudents.org</p> <p>Password: Hse##### (case-sensitive/numbers are your 6 digit ID/lunch #)</p> <p>Set up your OneDrive by clicking on the OneDrive tile and follow the prompts to enter time zone, etc.</p> <p><i>THIS STEP MUST BE DONE FOR THE ONLINE & DOWNLOADED APPLICATIONS TO WORK</i></p> <p>Students are allowed 5 downloads of the Microsoft suite. Simply log into O365 on a device and use the "Install" link in the upper right corner.</p> <p>Whenever given a choice, select OneDrive for School or Business (NOT PERSONAL ONEDRIVE)!</p>